

Features

The Model 4800 volume booster is a rugged precision instrument with key features providing reliable, efficient and stable operation. These include:

- Fixed deadband between the operation of the supply valve and exhaust valve providing accurate and stable final positioning of the valve.
- Integral bypass needle valve to optimize response time and stability.
- Soft seat supply and exhaust valves provide efficient leak free operation and prevents hunting when used with modern electronic feed & bleed type positioners
- Pressure balanced supply valve maintains deadband specification preventing changes in control characteristics when supply pressure changes.
- Damped diaphragm control chamber protects valves from damaging oscillation under high flow conditions.
- Two accessory ports connected to the outlet chamber provide convenient access to the outlet for additional control accessories and pressure monitoring.
- Tapped exhaust port for collecting exhaust air or for incorporation of a silencer.

Operating Principles

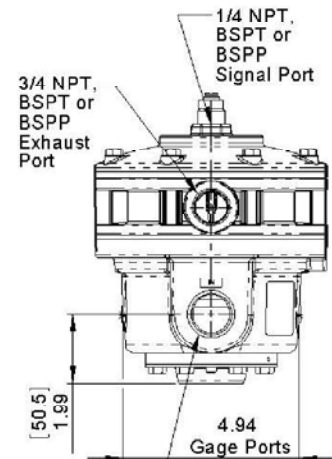
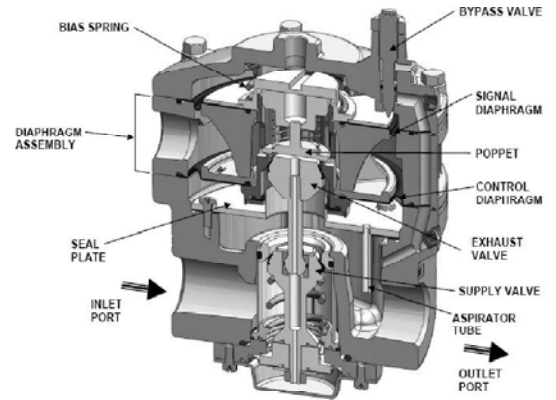
When signal pressure on the top of the Signal Diaphragm creates a downward force on the Diaphragm Assembly, the Supply Valve opens. Output pressure flows through the Outlet Port and the Aspirator Tube to the Control Chamber to create an upward force on the bottom of the Control Diaphragm. When the setpoint is reached, the force of the signal pressure that acts on the top of the Signal Diaphragm balances with the force of the output pressure that acts on the bottom of the Control Diaphragm to close the Supply Valve.

When the output pressure increases above the signal pressure, the Diaphragm Assembly moves upward to close the Supply Valve and open the Exhaust Valve. Because the Poppet Valve is closed, pressure flows down the Connecting Tube to the bottom of the Motor Diaphragm. This pressure keeps the Supply Valve tightly closed while in the exhaust mode. The Poppet Valve opens and excess output pressure exhausts through the vent in the side of the unit until it reaches the setpoint.

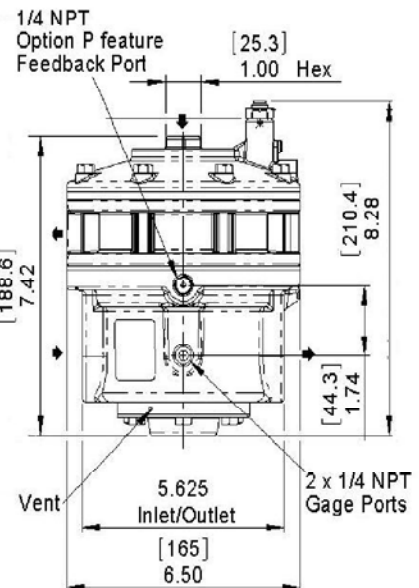


Model 4800A

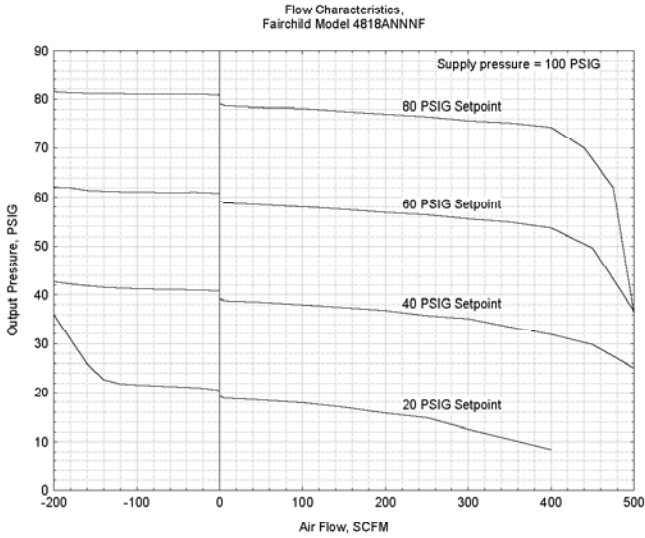
The Fairchild Model 4800 volume booster is specifically designed to be used in conjunction with valve positioners on large control valve actuators to provide faster response than possible with the valve positioner alone. Deadband within the operation of the volume booster allows the positioner to make small incremental valve positioner changes in a highly stable manner without activating the volume booster valves. The integral bypass valve provides a means to control the response of the booster to match variations in valve positioner and actuator sizes.



3/4 or 1", NPT, BSPT or BSPP Inlet & Outlet Ports



Technical Information



Specifications (1:1 Ratio)

Maximum Output Pressure	150 psig [10.0 BAR] 1000kPa
Maximum Supply Pressure	250 psig [17.0 BAR] 1700kPa
Cv	9 (Forward) 9 (Exhaust)
Flow Capacity @ 100 psig, (700 kPa) supply, 20 psig, (1.5 BAR), (150 kPa) setpoint.	500 SCFM 850 m3/hr
Exhaust Capacity @ Downstream Pressure 5 psig, [.35 BAR], (35 kPa) above 20 psig, [1.5 BAR], (150 kPa) setpoint.	100 SCFM 170 m3/hr
Ratio Accuracy % of 100 Psi output pan.	0.5%
Supply Pressure Effect for 100 psi [7 BAR] 700 kPa change in supply	0.10 psi [.007 BAR] 0.7 kPa
Ambient Temperature	-40°F to 200°F, (-40°C to 93.3°C)

Hazardous Locations

Acceptable for use in Zones 1 and 2 for gas atmosphere; Groups IIA and IIB and Zones 21 and 22 for dust atmospheres

Materials of Construction

Body and Housing Aluminum
Trim Zinc Plated Steel, Brass
Diaphragm Nitrile on Dacron

Catalog Information

Catalog Number 48 [] [] A [] [] [] []

Ratio
1:1 1

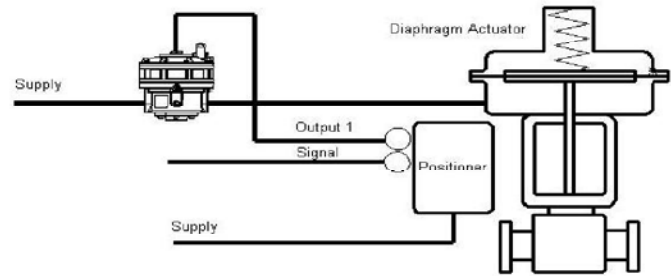
Port Size
3/4" 6
1" 8

Port Thread
NPTF N U H
BSPT
BSPP

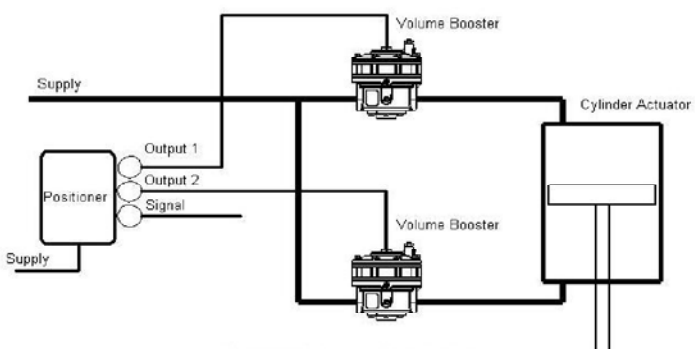
Elastomer
Fluorocarbon J N
Nitrile N P

Remote Pressure Sensor
No Feedback Port S F
Feedback Port

Trim
Stainless Steel
Zinc Plated Steel



Typical Volume Booster with Single Acting Positioner and Diaphragm Actuator



Typical Volume Booster with Double Acting Positioner and Cylinder Actuator